

# HBLEED 2CCT Series



Condor High Bay LED Lighting fixtures combine high performance LEDs and drivers. The HBLEED is the lighting solution for a wide variety of applications and mounting heights. Offering a choice of lumen outputs and selectable color temperatures make the energy-efficient LED Condor the ideal solution for industrial, commercial, and other high bay applications.

## Specifications

Wattage	85W-400W	CRI	80+
CCT	Selectable 4000K/5000K	Mount Options	Vclips, 3' Hanging Chains, 5' or 10' Aircraft Cable Kit
Lumens	11,560-54,000*	Warranty	5 Years
Voltage	120-277V	Certifications	DLC Premium 5.1 and cULus
Efficacy	135 lm/W*	Starting Temp	-4°F - 122°F

\*Efficacy based on 5000K. Data is considered to be representative of the series. Actual production may vary between up to ±10% of initial delivered lumens.



## Order Information

High Bay Series HBLED				Example: HBLED85W/2CCTFR-BMS		
Series	Wattage	CCT	Lens	Length	Sensor	Mount Options
HBLED	<b>85W</b> 23.8"x13"	<b>2CCT</b> 4000K or 5000K Selectable	<b>FR</b> Frosted Lens  <b>CL</b> Clear Lens	<b>4FT</b> 210W 4FT *Only need to specify if 210W is needed in 4ft	<b>Blank</b> No Sensor  <b>MPC-50H</b> Motion Sensor  <b>BMS</b> <b>WareSense Blue</b> Bluetooth Motion Sensor	<b>Blank</b> Vclips only
	<b>155W</b> 23.8"x13"					<b>3CHK</b> 3' Chain
	<b>210W*</b> 23.8"x13" 45.9"x13"					<b>ACCK5LP</b> 5' Aircraft Cable
	<b>300W</b> 45.9"x13"					<b>ACCK10LP</b> 10' Aircraft Cable
	<b>400W</b> 45.9"x13"					

\*210W available in (2' length) or 4FT body (4' length).

## Mount Options

Conduit Mount Box



Chain Kit



Surface Mounting



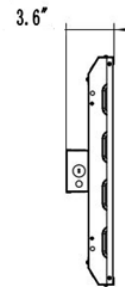
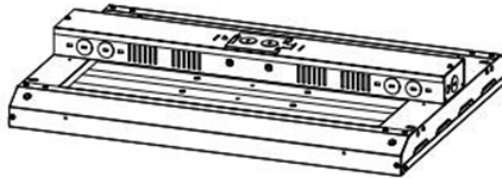
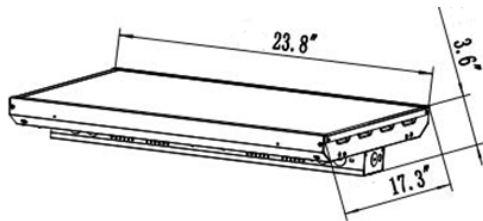
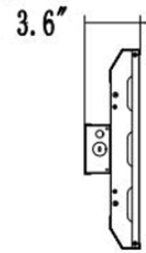
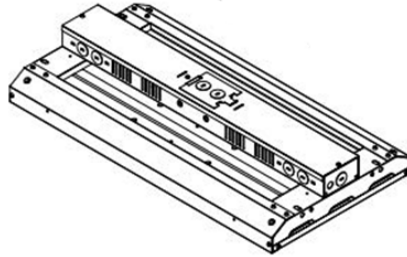
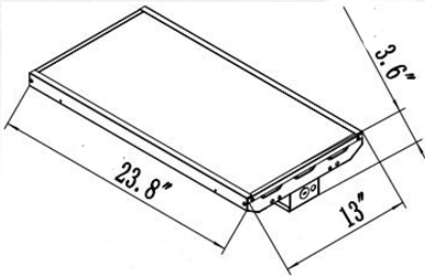
## DLC Information

Item	DLC Version	DLC ID	Wattage	Lumens*
HBLED85W/2CCTFR	5.1 Premium	S-4Y93BH	85W	11,560
HBLED155W/2CCTFR	5.1 Premium	S-8W0VX5	155W	20,925
HBLED210W/2CCTFR	5.1 Premium	S-J46VLO	210W	28,350
HBLED210W/2CCTFR-4FT	5.1 Premium	S-ZH0TCR	210W	28,350
HBLED300W/2CCTFR	5.1 Premium	S-X3GCVX	300W	40,500
HBLED400W/2CCTFR	5.1 Premium		400W	

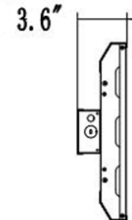
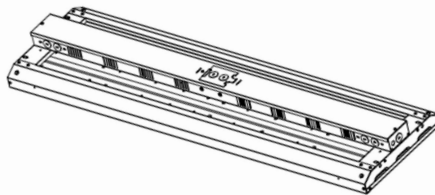
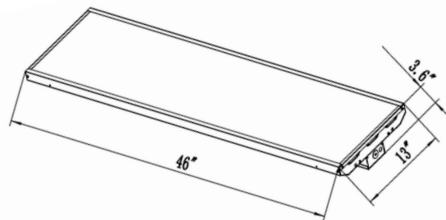
## Dimensions

Item	Length	Width	Height	Weight
HBLED85W/2CCTFR	23.8"	13"	3.6"	10.12 lbs.
HBLED155W/2CCTFR	23.8"	13"	3.6"	10.12 lbs.
HBLED210W/2CCTFR	23.8"	17.3"	3.6"	12.54 lbs.
HBLED210W/2CCTFR-4FT	45.9"	13"	3.6"	16.28 lbs.
HBLED300W/2CCTFR	45.9"	13"	3.6"	17.82 lbs
HBLED400W/2CCTFR	45.9"	17.3"	3.6"	17.82 lbs

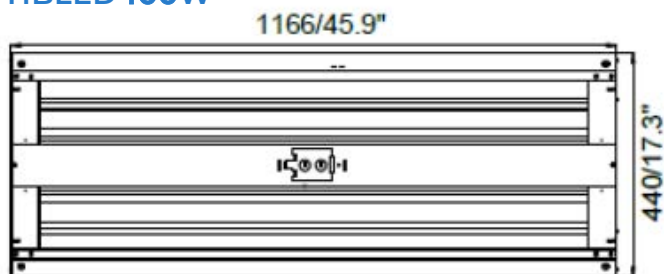
**HBLED85W, HBLED155W**



**HBLED210W-4FT, HBLED300W**



**HBLED400W**

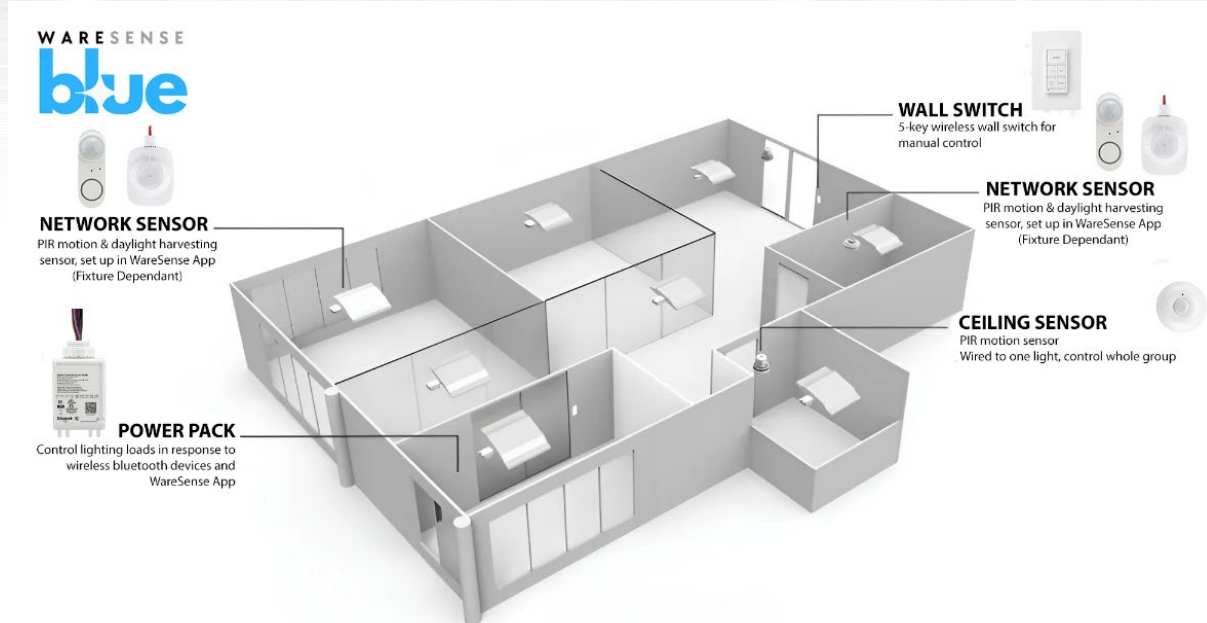




INDUSTRIAL AND COMMERCIAL  
LIGHTING MFR SINCE 2003

PROJECT NAME  
ITEM #  
FIXTURE SCHEDULE  
NOTES

## WareSense Blue: Your All-In-One Lighting Solution



A simple and cost effective localized networked lighting control system using bluetooth mesh.

WareSense Blue delivers a comprehensive, gateway-free wireless solution for managing lighting across diverse settings. This innovative system features wireless controllers for fixtures, switches, and sensors for occupancy and daylight harvesting, all leveraging Bluetooth® technology. Additionally, the system includes a fixture-mounted controller and sensor that combine wireless communication and occupancy/daylight harvesting control into a single unit. Each component is uniquely addressed to send, receive, and share control commands wirelessly. Scalability is straightforward, as each device relays information to the next, extending the network's range and control capabilities

## App Download

